


Adopt a Kitten

Created by Mary Ledford

Grades

2-3



Difficulty **1**



40 minutes



small group

Tags: English, Language Arts

App/Tech Tools

AR Kitten app, MERGE Cube, MERGE Headset (optional), device (phone/tablet)

Materials



Pre-writing copy paper ([here](#)), Final copy paper, Printer, Humane Society or local animal shelter adoption page link or paper copy

Learning Objective

Write opinion pieces in which they introduce the topic or book they are writing about, state an opinion, supply reasons that support the opinion, use linking words (e.g., because, and, also) to connect opinion and reasons, and provide a concluding statement or section.

Activity

1. Use the Humane Society link ([click here](#)) or paper copy (of any local animal shelter) as an example on how to write an advertisement for adopting a kitten. Allow students to read several of the descriptions of a variety of cats and make a word bank on the brainstorming sheet.
2. Open the AR Kitten app and allow students to select the kitten of their choice; selecting color and name.
3. Students can practice manipulating the MERGE Cube and watching their kitten move and turn in a variety of ways.

4. By holding down the power button and the home button on the iOS device, students should take a series of three different screenshots with their kitten in various poses and backgrounds.
5. Using the pre-writing paper, students create an advertisement persuading readers to adopt their kitten.
6. **Optional:** Show video links.  
7. When students have finished creating the prewriting outline, they can print their pictures and attach the photographs to their final copy.

Extension Idea

- By using an audio app, such as Facetalk or Chatterpics, students can upload the screenshots and read their writings.

