

NAME \_\_\_\_\_

GRADES **K-1**

SESSION 1: The Basics




Hi, I'm Jamy! I'm a new J-1 engine.  
Can you help me learn how to ride?

**1. DRIVING ON A TRACK**


**▶ GET TRACKS AND ENGINE**

DONE



**▶ BUILD LOOP**

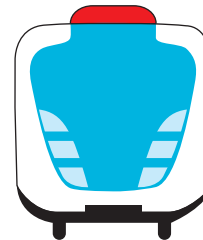
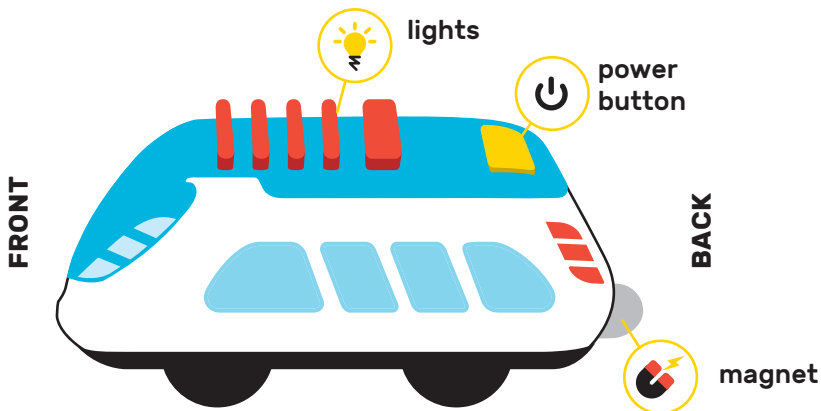
DONE




Good job!  
Now check me out. Find my front and back!

**▶ TAKE ENGINE AND LOOK**

DONE



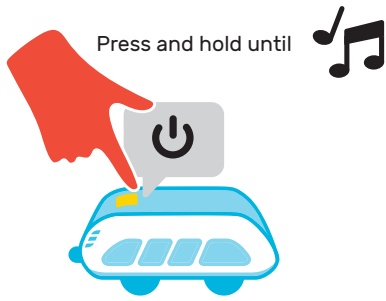
FRONT



BACK

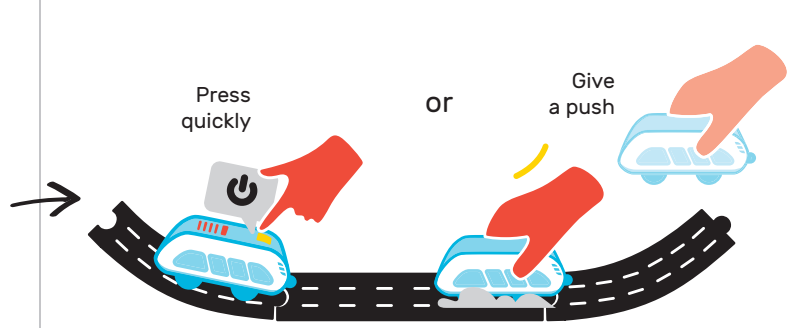
**▶ POWER ON**

DONE



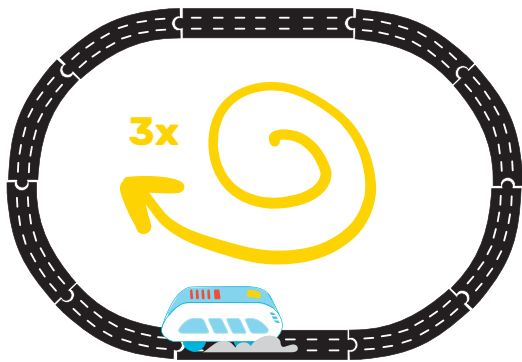
**▶ START DRIVING**

DONE



**▶ DRIVE 3 ROUNDS**


DONE



**▶ STOP DRIVING**

DONE

Press button quickly




**2. DRIVING BACKWARDS**



**Great! Now drive backwards.**

**?** Can you figure out how?



**Quiz**

**?** What makes Jamy drive backwards?

Fill in the circle next to the correct answer.



**(A)**

Say: "Drive backwards!"



**(B)**


Push backwards



**(C)**

Clap your hands

### 3. COMMANDS




Now let's learn how to stop and go on the track.

The action snaps are going to help us control speed and other things. The red snaps are telling me to stop for a while.

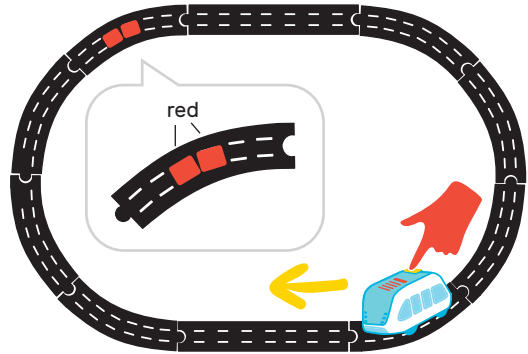
#### ▶ GET SNAPS




2 red



#### ▶ PLACE SNAPS AND DRIVE



#### Quiz

? What happens when the train drives over  ?  
Fill in the circle next to the correct answer.



(A)

Jamy speeds up.



(B)

Jamy stops.



(C)

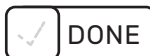
Nothing happens.



You're right, nothing happens.

So we have to try something else.

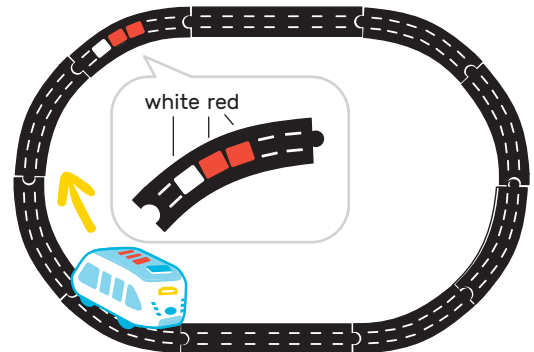
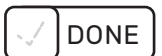
#### ▶ GET SNAP



1 white



#### ▶ PLACE SNAP AND DRIVE



# Quiz

What happens when the train drives over    ?  
Fill in the circle next to the correct answer.



A

Jamy speeds up.



B

Jamy stops.



C

Nothing happens.



**Great! We found out that we have to put a white snap in front of the red snaps to make me understand the message to stop.**

We call these messages commands. Let's remember that!

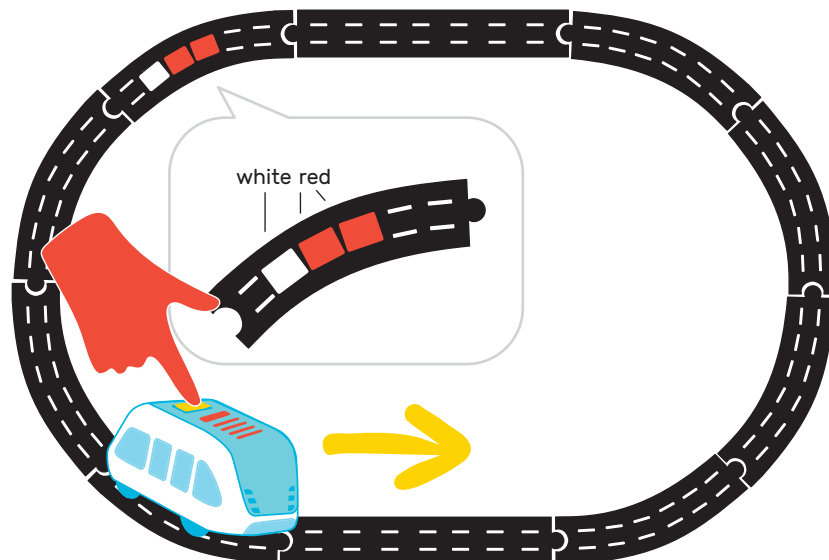



**Let's do one more experiment before we're ready to play.**

How about going the other way?

**DRIVE**

**DONE**





Hmm, how can we make it work both ways?

**▶ GET SNAP**

DONE

1 white



**Quiz** ? Where would you put  ?  
Fill in the circle next to the correct answer.



**Good job! You're ready to play!**

? Try these commands. What do they make me do?

**▶ GET SNAPS AND TRY**

DONE

| white | green | green |



\_\_\_\_\_

| white | red | blue |



\_\_\_\_\_

| white | red | red | red |



\_\_\_\_\_

| white | green | green | green |



\_\_\_\_\_

| white | red |



\_\_\_\_\_

| white | green |



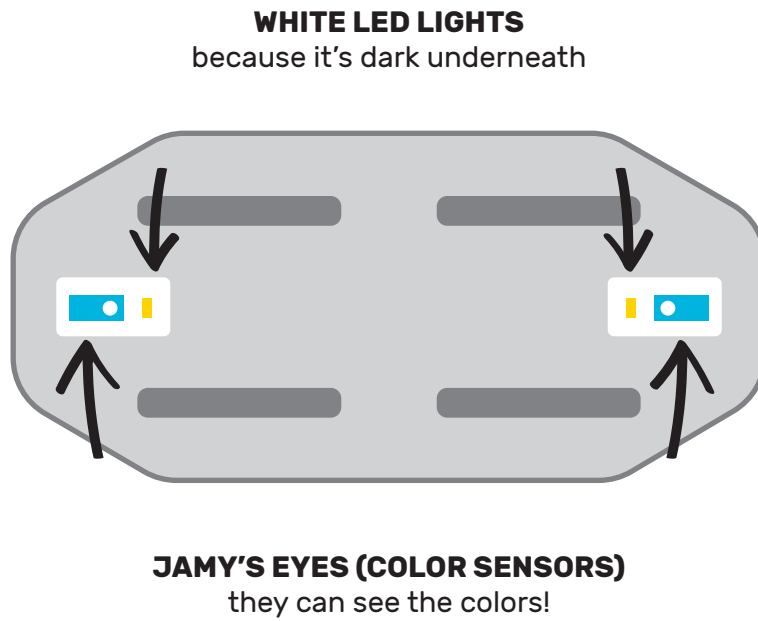
\_\_\_\_\_

## 4. REFLECTION



**Turn me over!**  
Turn me off if my LED lights are too bright!

? How does it work?



? Why does Jamy have sensors on both ends?

---

---

---

? What is important when making commands with snaps?

---

---

---