

Roboblog



Qobo Series Course

Section 3:

《The Terracotta Army》

Curriculum objectives

Knowledge and skills

1. Learn a new card: dextroversion card
2. Understand the reason behind formation of Terracotta Army

Process and methods

1. Understanding Terracotta Army to stimulate children's exploration skills
2. In the form of task challenges, train children's ability to think actively

Emotional attitude and values

1. Learn about cultural sites. Witness the historical civilization of ancient China.

Curriculum introduction



After climbing the Great Wall, Qobo developed a fondness for the majestic and industrious ancient people. The next target of Qobo is the Qin Terracotta Army, buried underground for more than 2,000 years in northern China.

Curriculum introduction



Qin Terracotta Army is the mausoleum of guards of the First Emperor of Qin. Now, more than 8,000 pottery figurines, horses, chariots and weapons have been unearthed. They are neatly arranged in combat formations, demonstrating the might of Qin's army.

Curriculum introduction

The Qin Terracotta Army are lifelike in shape and manner, and are made of clay based on real people and horses of Qin army at that time.

Children, do you know why the First Emperor of Qin built Terracotta Army?



Curriculum introduction



The First Emperor of Qin, also known as Ying Zheng, unified China at the age of 39 and established the Qin Dynasty. He was also the first emperor in Chinese history.

After the First Emperor of Qin unified China, he ordered more than 700,000 prisoners to build tombs and make the Terracotta Army.



Roboblog




Curriculum introduction



Qin Terracotta Army is "the eighth wonder of the world". There are still many unsolved mysteries waiting for us to explore.

Qobo will set off for Qin Terracotta Army. It is found that it cannot reach there just by using the advance card. We need to turn right to help Qobo.

Card explanation






Dextroversion card:
Qobo will turn right
when it is on the card,
and advance one step
forward.

Learn 
dextroversion
card



Roboblog 

Hands and brains



Qobo is going to Qin Terracotta Army with our right-turn card.

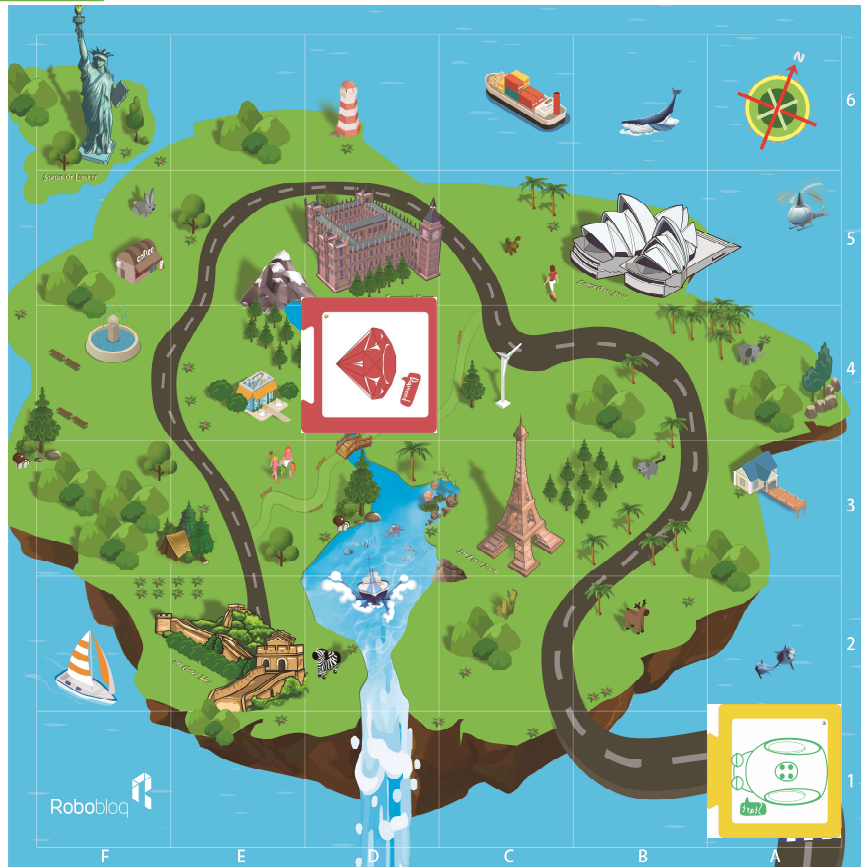
Children, think about how to use these four types of cards to help Qobo?

Hands and brains



We use three forward cards to connect the start card in the breaking-blockade mode and use a right-turn card to connect the forward cards until it is connected with the end card. Put the Qobo on the start card in breaking-blockade mode and try to see whether it can get there successfully.

Task challenge



Children, if Qobo changes the entrance direction to Qin Terracotta Army, how should we place the cards to arrive there?

After-class sharing



Children, how did Qobo get to Qin Terracotta Army?

What cards did we use on the way to Qin Terracotta Army? What effect did each card have?

Copyright information

The copyright of this material belongs to our company. Unauthorized dissemination or plagiarism will be investigated and legal responsibility will be affixed. The company has the final right of interpretation.

Company: Robobloq Co., Ltd

Address: Room 208, Building B53, Zhongchuang Industrial park, Liuxian Avenue, Taoyuan Street, Nanshan District of Shenzhen

E-mail: hello@robobloq.com

Telephone: + 86-0755 -26926929

Website: <http://www.robobloq.com>

