

Digestive System Quiz

A note to teachers

This resource is recommended for use in two ways:

1. As the answer scheme to the Digestive System Challenge cards. Using the challenge cards, students discover the answers to each question as they are using the Virtuali-Tee app. Downloads are available in the teacher resources repository <https://drive.google.com/drive/folders/17N-hPZnEAdBwevuxAYoTi-yasNatYQM9?usp=sharing>
2. As a group quiz after using the Virtuali-Tee app.

A photograph of two young girls with long dark hair, wearing matching blue t-shirts with a white geometric pattern. They are sitting on a white wooden staircase. The girl on the left is holding a silver smartphone and looking at the screen. The girl on the right is leaning her head on her hands, also looking at the phone with a smile. The background features a wall with a repeating circular pattern.

Digestive System

Question 1

Which of the following is NOT found inside of the stomach?

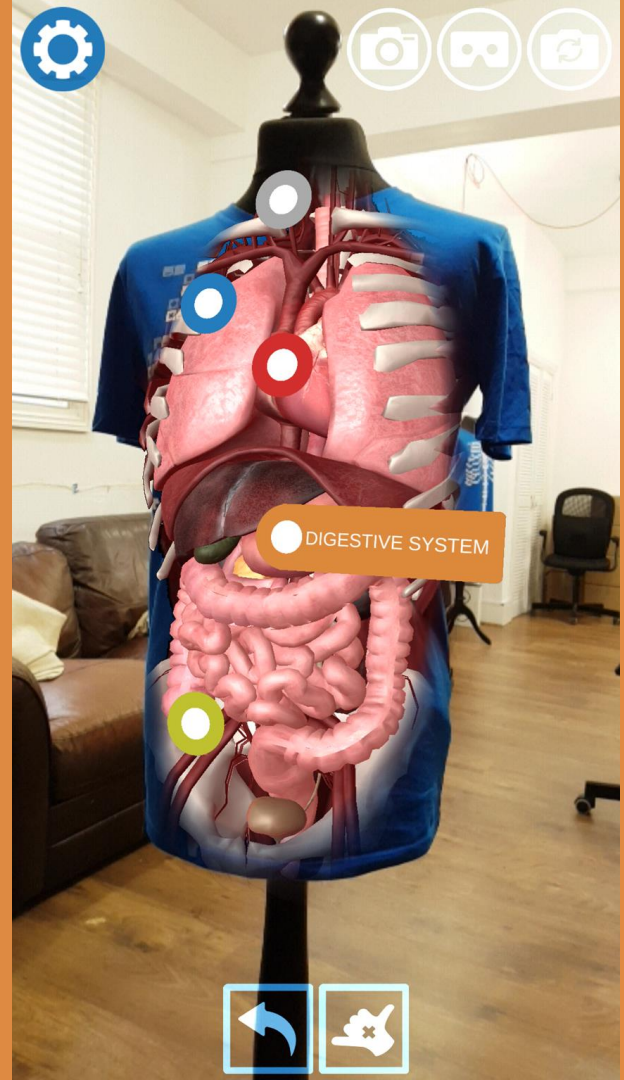
- A. Acids
- B. Chyme
- C. Enzymes
- D. Bile



Question 2

In which organ does peristalsis occur?


- A. Oesophagus
- B. Small intestine
- C. Large intestine
- D. All of the above



Question 3

Which of the following chemical secretions breaks down fats into fatty acids and glycerol?

- A. Acid
- B. Saliva
- C. Bile
- D. Enzymes



Question 4

Bacteria in your gut make you ...

- A. Absorb water
- B. Taller
- C. Fart
- D. Laugh

Though it is entirely possible that a fart will make you laugh!

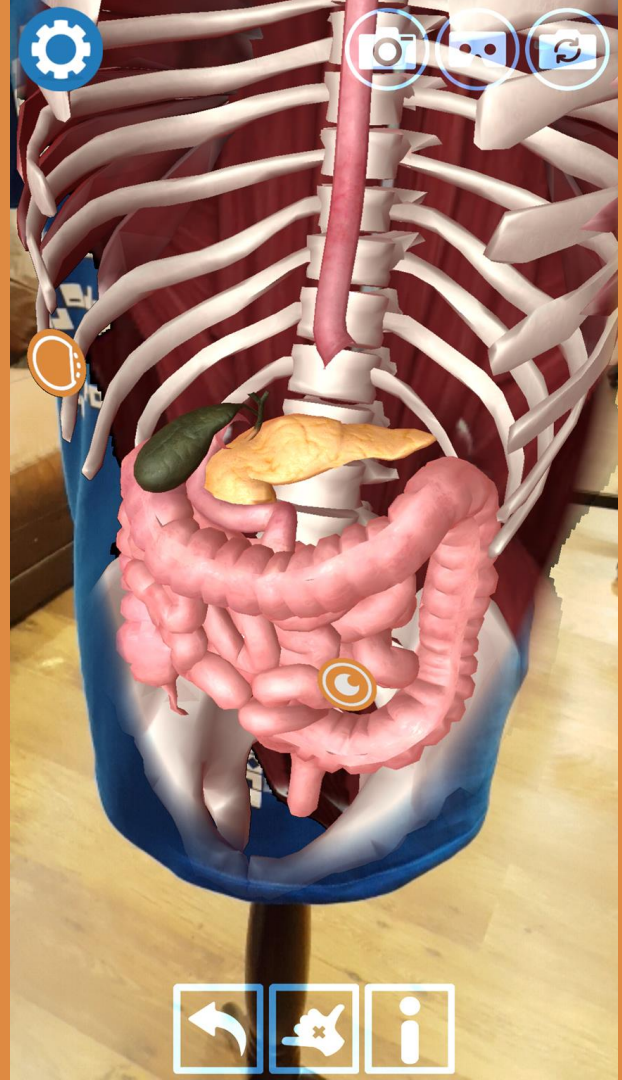


Question 5

Acid in your stomach activates enzymes that start digestion. What else does it do?

- A. Keeps you hydrated
- B. Converts carbohydrates to simple sugars
- C. Cools you down
- D. Kills bacteria

A typical adult stomach produces 1.5 litres of hydrochloric acid per day!

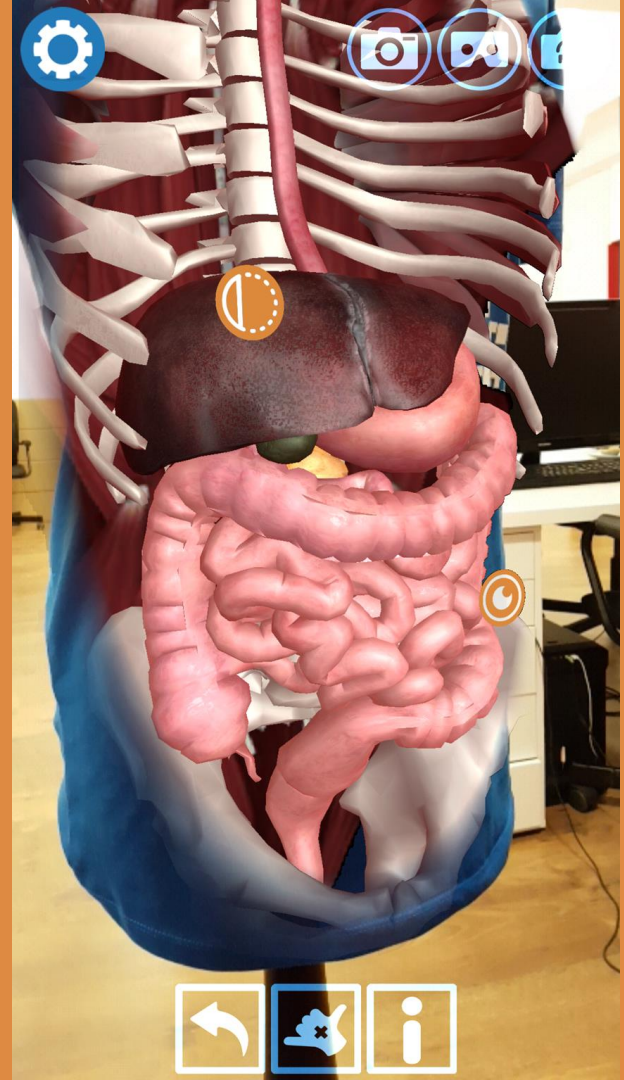


Question 6

Which organ is NOT part of the digestive system?

- A. Stomach
- B. Kidney
- C. Rectum
- D. Gall bladder

Kidneys are part of the urinary system, and remove waste products from your bloodstream. We excrete these waste products as urine (pee)



Question 7

Which statement about Villi is false?

- A. Villi line the walls of the large intestines
- B. Villi increase surface area
- C. Villi allow for the absorption of broken down food into the bloodstream
- D. Villi are finger-like projections along the walls of the small intestine.

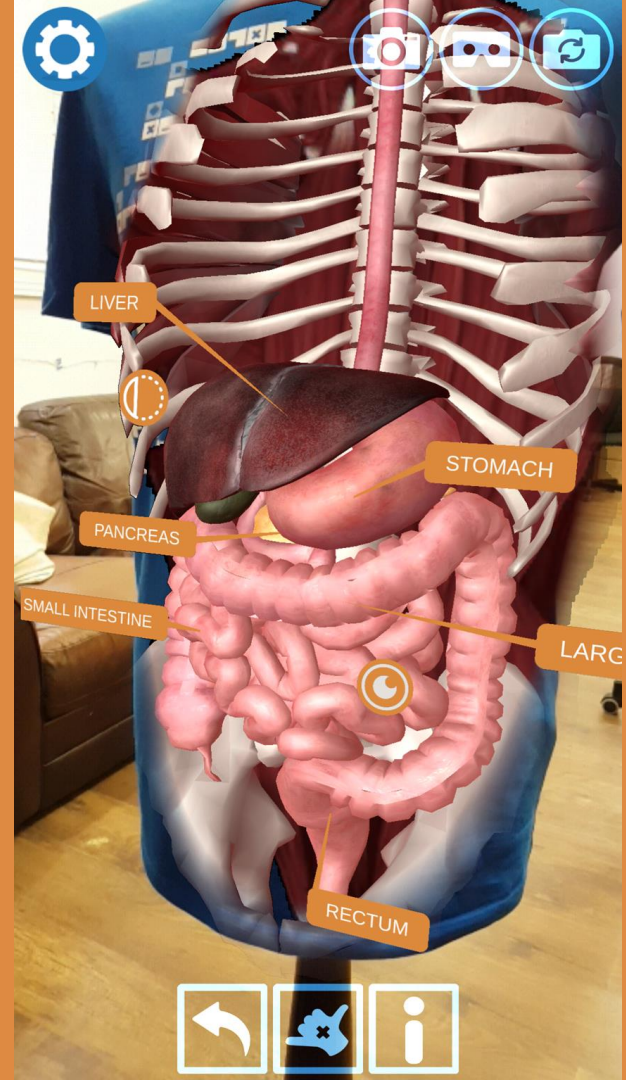


Question 8

Which organ is not part of the Gastro-Intestinal Tract (alimentary canal)

- A. Oesophagus
- B. Liver
- C. Stomach
- D. Small intestine

The sound of bubbles in your gut is often peristalsis.

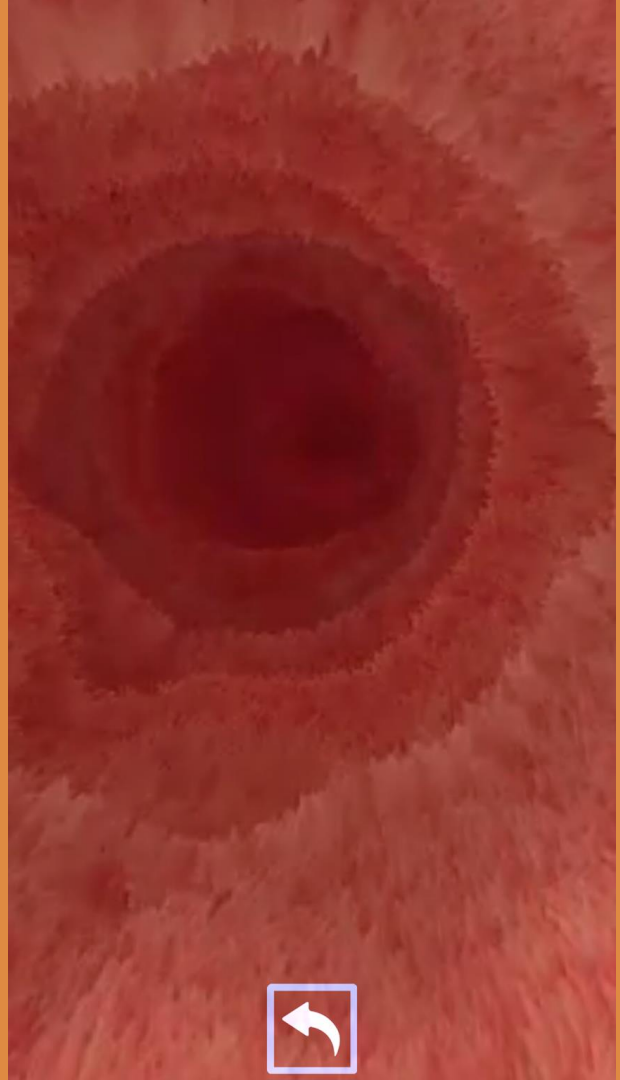


Question 9

The first section of small intestine is actually...

1. The mouth
2. The duodenum
3. The stomach
4. The semicolon

The mashed up food that exits the stomach and enters the duodenum is known as chyme.



Question 10

Bile is produced in the...

- A. Gall bladder
- B. Duodenum
- C. Liver
- D. Pancreas

Bile is a green secretion that also helps to neutralise the strong acidic chyme mixture before it enters the small intestines. Without this neutralisation, chyme would burn your intestinal lining.

Find out... why doesn't the acid in the stomach destroy the stomach lining?

